

# SC/68A/05 Rev1

---

## Report on the Research Fund Financial Position

Katie Penfold



INTERNATIONAL  
WHALING COMMISSION

## 1. Background

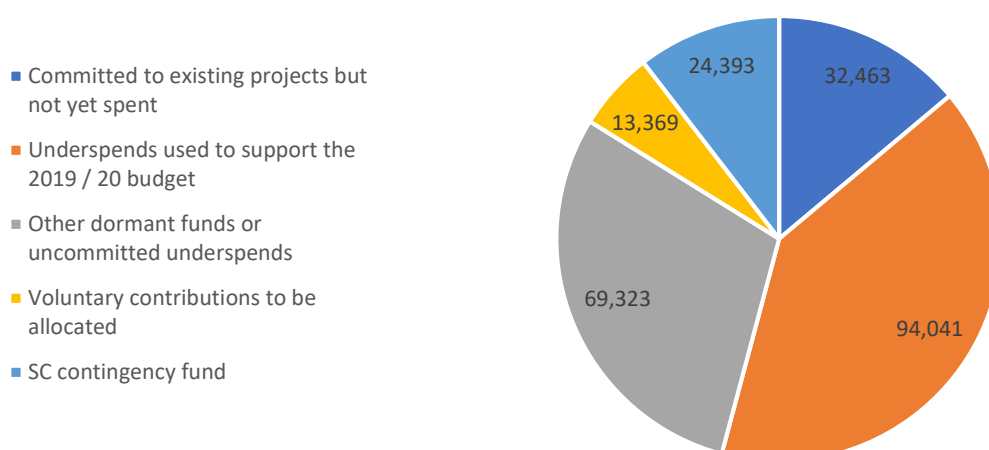
- 1.1. The purpose of this report is to update the Scientific Committee on the financial position of the Research Fund and other relevant IWC funds.
- 1.2. All figures are in GBP unless otherwise stated.

## 2. 2018 Position on the Research Fund

- 2.1. A full analysis of 2018 Research Fund expenditure is given in Appendix A to this report. Analysis is provided on a project-by-project basis, as well as by spend type. Information is also provided on the activity types that were funded in 2018. The table below summarises this activity:

	<b>Research Fund Position</b>
<b>Opening Balance 1 January 2018</b>	<b>233,765</b>
<b>Income</b>	
Budget allocated from Commission	315,800
Voluntary contributions	13,369
Interest income after bank charges	12
<b>Total income</b>	<b>329,181</b>
<b>Expenditure</b>	
Invited participants	99,521
Other meetings & workshops	77,822
Modelling & computing	24,505
Research	68,746
Databases & catalogues	24,250
Reports	3,000
Projects initiated in previous years	31,514
<b>Total expenditure</b>	<b>329,358</b>
<b>Closing Balance 31 December 2018</b>	<b>233,588</b>

- 2.2. The closing balance of £233,588 was comprised of the following:



- 2.3. £69,323 was identified as uncommitted. This does not necessarily mean that such funds are available for reuse – some projects may be deferred, or require other future expenditure, but there is no current contractual commitments or specific planned expenditure at the time of writing.

## Contingency Funds

- 2.4. SC Rule of Procedure G4 allows the SC to keep a 'contingency fund' equal to 10% of its annual budget allocation to ensure the smooth running of projects intersessionally.
- 2.5. In 2018, £7,816 of the contingency funds was used to support miscellaneous overspends across 7 projects as per the following table:

Project	Overspend	Explanation
Back-to-back Tokyo workshops: AWMP, Bryde's Whales, Minke Whales	4,876	Project overspent on flights, and other travel costs
Gray Whale Rangewide Workshop	1,120	Miscellaneous travel costs
Computing Support	981	Miscellaneous balance left over from prior years
SH Blue Whale Catalogue	300	Miscellaneous balance left over from prior years
Ship Strike Coordination	136	Miscellaneous balance left over from prior years
Satellite Tagging Best Practices Workshop	327	Miscellaneous balance left over from prior years
Tracking SR whales in the South West Atlantic	76	Miscellaneous balance left over from prior years
<b>Total</b>	<b>7,816</b>	

- 2.6. The remaining contingency balance of £24,393 is equivalent to 10.7% of the 2019 allocated core budget, indicating that the contingency fund is at the appropriate level.

## 2019/20 Budget

- 2.7. At the IWC 67 Commission meeting in Florianopolis, Brazil, due to the Commission's financial situation, the Budgetary Sub-Committee (BSC) requested that the Scientific Committee's 2019/20 work programme be revised to include a reduction in funds. To do this, the BSC established a small working group to revise the budget proposed by the SC at SC67b. The group was chaired by Doug deMaster, and included the Chair and Vice-Chair of the Scientific Committee, the Secretariat Head of Finance and HR and various Commissioners.
- 2.8. The group presented a revised work programme which was accepted by the Commission. The full document can be viewed in the Commission archive, under document IWC/67/FA/27.
- 2.9. Given these revisions, some projects originally awarded funding for the 2019/20 biennium have been subject to reductions or deferments. Underspends from other projects were also used to support the 2019/20 programme, but the Commission confirmed that the reduction in core funds could not be absorbed by voluntary funding given the specific mandates of those funds. The Chair and Vice Chair of the SC sought to inform those who were affected, and the work programme continues to be monitored.
- 2.10. The BSC ad-hoc working group also requested that the Chair of the Scientific Committee and the Secretariat Head of Finance and HR work together on a plan to ensure the long-term sustainability of the SC's budget, to be presented to the Bureau in 2019 and Commission in 2020. This work is currently under way.
- 2.11. The table below gives preliminary details of the underspends carried forward to support the 2019/20 position.

Underspent Project	Sub-Comm	Amount	Project Used to Fund	Sub-Comm	Details
2018 Invited Participants	ALL	7,419	2019 Invited Participants	ALL	
2018 In-Depth Assessment of NP Humpbacks	IA	10,481	2019 Comprehensive Assessment of North Pacific humpback whales	IA	67b RP19 - 1,000 of core funds also allocated to give a total budget of 11,418.
Joint SC CCAMLR Workshops on	EM	14,210	2019 Cetaceans & Ecosystem Functioning	EM	67b RP08 – full funding for project

Underspent Project	Sub-Comm	Amount	Project Used to Fund	Sub-Comm	Details
Ecosystem Modelling		<u>10,114</u> <b>24,324</b>	To support Commission recommendations	ALL	To be allocated at SC68a
Whale Watching Workshop La Spezia	WW	3,000	2020 Modelling Whale Watching Impacts (MAWI)	WW	67b RP27 - 14,000 of core funding also allocated in 2020
2018 POWER Cruise	IA	40,000	2019 and 2020 POWER cruises	IA	20,000 per year in addition to 12,500 per year from core funds. In addition to this allocation, a further underspend of 12,611 remains on the POWER budget line.
Synthesis of the results of the CA SH Humpback Whales	SH	1,000	Updated catch series and assessments of four pygmy blue whale populations	SH	67b RP28 – also funded by underspends on other projects to give total funding of 5,000
Development of Additional Humpback Assessment Models	SH	2,000	Updated catch series and assessments of four pygmy blue whale populations	SH	67b RP28 – See above
Modelling Support for SH Humpbacks	SH	2,000	Updated catch series and assessments of four pygmy blue whale populations	SH	67b RP28 – See above
Cumulative Impacts Pre-Meeting	E	3,817	Cetacean Diseases of Concern – 2 x additional Invited Participants	E	68a RP07 – tentative – pending approval by convenors at IWC 68a.
<b>Total Allocated to 2019/20</b>		<b>94,041</b>			

### Other

- 2.12. In 2018, the Research Fund gratefully received a voluntary contribution of EUR 15,000 from the Government of Italy, earmarked to support invited participants to the SC68a meeting in Nairobi, Kenya.
- 2.13. For the first time, a summary of project spend at individual sub-committee level was presented to each convenor ahead of the sub-committee week to aid discussions in relation to finance.
- 2.14. The Gray Whale Tagging fund remains dormant and uncommitted. Interest income is accrued each year and the closing balance at 31 December 2018 was £7,252.

### 3. Small Cetaceans Fund

- 3.1. Appendix B shows the 2018 income and expenditure in the Small Cetaceans Fund.
- 3.2. In 2018, the Small Cetaceans Fund gratefully received a total of £30,868 in voluntary contributions from Contracting Governments in order to support its work. Expenditure on workshops and projects totalled £42,492 leaving an overall balance on the fund at 31 December 2018 of £103,729. It is estimated that of this, c.£72,000 is available for allocation.
- 3.3. At the Commission meeting, funding for the Small Cetaceans Task Team meeting was deferred to 2020. This meeting has since been identified as time-critical. Therefore, to allow the workshop to happen in 2019, Small Cetaceans Funds will be utilised and will then be reimbursed by the Research

Fund in 2020. This ensures that critical work will get done, whilst ensuring the Commission's budgetary decisions are implemented.

- 3.4. No expenditure was incurred between 1 January 2019 and 31 March 2019. 4 invited participants will be funded from the Small Cetaceans Fund to attend the SC meeting in Nairobi, Kenya.

#### **4. Southern Ocean Research Partnership Fund**

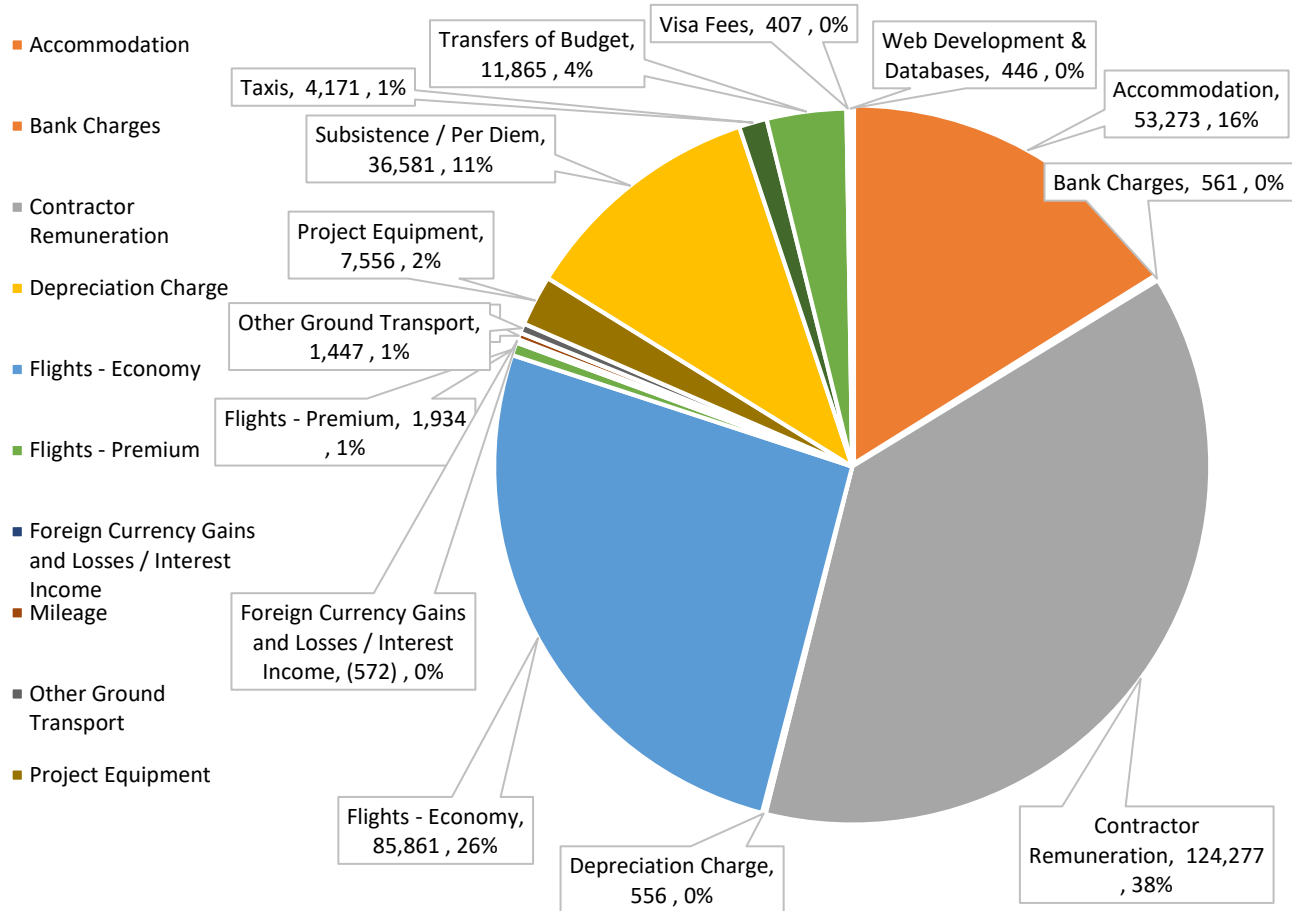
- 4.1. Appendix C shows the 2018 income and expenditure in the Southern Ocean Research Partnership (SORP) fund as well as 2019 expenditure to 31 March and current commitments.
- 4.2. In 2018, the SORP funds expenditure totalled £42,252, leaving a balance at 31 December 2018 of £665,603.
- 4.3. Of this balance £21,562 was committed to existing contracts and a further £493,544 was committed to new projects following the most recent call for funds. £15,000 was allocated intersessionally to the AAD-led SORP voyage by the SORP Scientific Steering Committee in accordance with SORP fund Rule of Procedure d.
- 4.4. £135,497 remains available for allocation.

*For further financial information, please contact the Secretariat.*



Appendix A (ii)

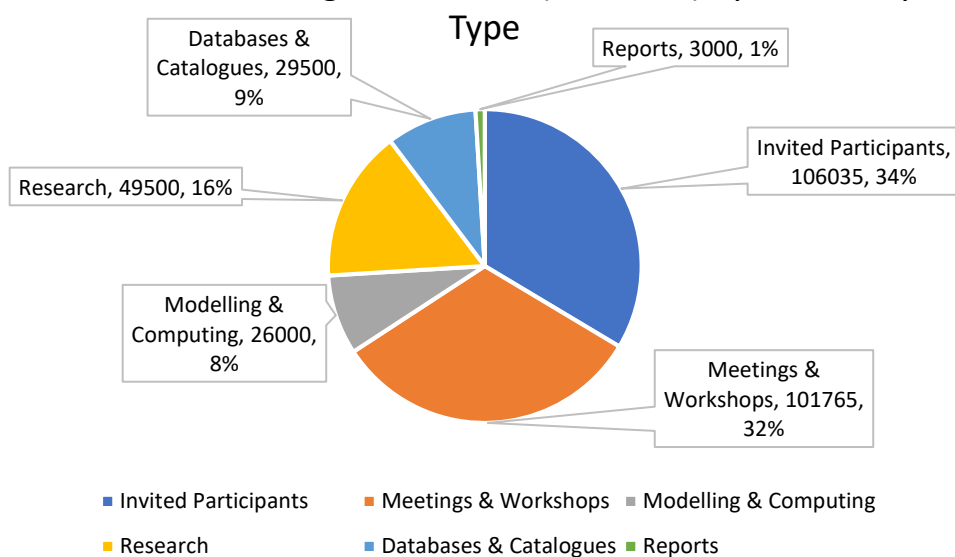
2018 SC Expenditure by Item Purchased (Total £329,326)



Notes: The old financial system was not able to provide analysis in this level of detail. The new system can do this in real-time. 2018 data was migrated over, and this level of detail will be available on demand going forward. 'Transfer of Budget' refers to funds moved to the Small Cetaceans Fund to support the Wildmeat Workshop.

Appendix A (iii)

2018 SC Core Budget Allocation (£315,800) by SC Activity



	Small Cetaceans Fund - Invited Participants	Wildmeat	Heinrich - Population Size and Status Chilean Dolphins	Marcondes - Fisheries Characteristics SE Brazil	Hong Yu - Marine Mammal Consumption in China	WWF - Business Model to Save the Vaquita	WWF - Abundance Indus River Dolphin	Smith - Indo-Pacific Humpback Dolphins	Small Cetaceans Task Team	Unassigned	Total
<b>Opening Balance 1 January 2018</b>	-	28,487	4,980	1,316	1,270	2,500	2,500	6,340	-	67,958	115,351
<b>Income</b>											
Interest Income	-	-	-	-	-	-	-	-	-	363	363
Voluntary Contributions	-	-	-	-	-	-	-	-	766	30,103	30,869
<b>Total Income</b>	-	-	-	-	-	-	-	-	766	30,466	31,233
<b>Gross Profit</b>	-	-	-	-	-	-	-	-	766	30,466	31,233
<b>Less Operating Expenses</b>											
Accommodation	5,353	7,773	-	-	-	-	-	-	-	-	13,125
Bank Charges	-	401	-	-	-	-	-	-	-	174	575
Contractor Remuneration	-	-	16,488	677	-	-	-	-	-	-	17,165
Flights - Economy	4,455	16,034	-	-	-	-	-	-	-	-	20,489
Mileage	47	-	-	-	-	-	-	-	-	-	47
Other Ground Transport	42	1,025	-	-	-	-	-	-	-	-	1,067
Subsistence / Per Diem	2,517	1,593	-	-	-	-	-	-	-	-	924
Taxis	329	930	-	-	-	-	-	-	-	-	1,259
Transfers of Budget	-	12,812	-	11,865	-	13,500	-	-	-	6,340	19,972
Visa Fees	70	-	-	-	-	-	-	-	-	-	70
<b>Total Operating Expenses</b>	-	0	12,705	2,988	677	-	-	-	6,340	-	20,146
<b>Opening Balance 1 January 2019</b>	0	15,782	1,992	639	1,270	2,500	2,500	-	766	78,279	103,729
<b>Funds Committed to Projects</b>	-	6,283	-	20,323	-	2,500	-	2,500	-	-	-
<b>Transfers of Budget</b>	-	6,283	-	4,540	-	-	-	-	-	10,823	-
<b>Forecast Balance 31 December 2019</b>	0	-	0	1,992	639	1,270	-	-	-	766	67,456
<b>NOTES</b>	4 invited participants are being funded for the 2019 SC Meeting in Nairobi										
	Workshop is expected to be c.£4,500 overspent therefore additional funds are required from the Small Cetaceans Fund		£13,500 of additional funds was requested post-approval for costs of vessel charter. This was authorised by the chair of the F&A Committee					Funds no longer required, therefore returned to unassigned line.			



Appendix B(i) – Voluntary Contributions to the Small Cetaceans Fund

<b>Voluntary Contributions Memo</b>		
	£	Original Currency
Government of Italy	4,457	EUR 5,000
Government of Netherlands	8,913	EUR 10,000
Government of United Kingdom	10,000	
Campaign Whale	500	
Centro de Conservacion de Cetacea	383	USD 500
Cetacean Society International	383	USD 500
Dolphin Connection	383	USD 500
Environmental Investigation Agency	1,533	USD 2,000
Humane Society International	766	USD 1,000
IFAW	383	USD 500
OceanCare	1,000	
ProWildlife	1,783	EUR 2,000
Whaleman Foundation	383	USD 500
<b>Total 2018</b>	<b>30,868</b>	

	Opening Balance 1 Jan 18	Income		Less Expenditure			Opening Balance 1 Jan 19	New allocation of funds	Revised Opening Balance 1 Jan 19	Less Expenditure			COMMITTED FUNDS	Available Balance
		Interest Income	Total Income	Bank Charges	Contractor Remuneration	Total Expenditure				Travel Costs	Contractor Remuneration	Total Expenditure		
Existing Projects	Moller - Population Genomic Structure	4,845	-	-	4,845	4,845	-	-	-	-	-	-	-	-
	Constantine - Habitat Use Humpback Whale	1,935	-	-	1,935	1,935	-	-	-	-	-	-	-	-
	C Scott Baker - Beached Bones	2,750	-	-	2,750	2,750	-	-	-	-	-	-	-	-
	Paton - Real East Aus Humpback Breeding Group	5,750	-	-	5,750	5,750	-	-	-	-	-	-	-	-
	deBruyn - Habitat Use Killer Whales	2,500	-	-	-	-	2,500	-	2,500	-	-	-	2,500	-
	Friedlander - Baleen Whales	5,221	-	-	-	-	5,221	-	5,221	-	-	-	5,221	-
	Miller - Annotated Library	22,000	-	-	-	12,860	12,860	9,140	9,140	-	2,090	2,090	7,050	-
	Harcourt - Antarctic Blue Whale Krill Interactions	18,804	-	-	-	14,103	14,103	4,701	4,701	-	-	-	4,701	-
Funding Allocated at SC67B	C Scott Baker - Migratory Connectivity of Humpback Whales	-	-	-	-	-	-	26,375	26,375	-	-	-	26,375	-
	Charassin - Breeding Strategies of SH Humpback Whales	-	-	-	-	-	-	21,200	21,200	-	-	-	21,200	-
	Branch - Somatic Growth & Sex Ratios Antarctic Blue Whales	-	-	-	-	-	-	32,594	32,594	-	-	-	32,594	-
	Friedlander - Pregnancy Rates SO Humpback	-	-	-	-	-	-	19,984	19,984	-	-	-	19,984	-
	Herr - Status & Ecology SH Fin Whales	-	-	-	-	-	-	81,900	81,900	-	-	-	81,900	-
	Friedlander - Foraging Behaviour in Baleen Whales	-	-	-	-	-	-	34,711	34,711	-	-	-	34,711	-
	Buchan - Call-Densities of Antarctic Blue and Fin Whales	-	-	-	-	-	-	41,369	41,369	-	-	-	41,369	-
	Lang - Demographic History of Blue & Fin Whales in the Antarctic	-	-	-	-	-	-	22,710	22,710	-	-	-	22,710	-
	Zerbini - Assessing Blubber Thickness to Inform Tag Development	-	-	-	-	-	-	22,426	22,426	825	15,995	16,820	5,607	-
	Sirovic - Acoustic Ecology of Foraging Antarctic Blue Whales	-	-	-	-	-	-	30,107	30,107	-	-	-	30,107	-
	Kelly - Use of Long Range UAVs	-	-	-	-	-	-	30,576	30,576	-	-	-	30,576	-
	Reisinger - Ecology & Connectivity of Killer Whales SA & Indian Oceans	-	-	-	-	-	-	33,650	33,650	-	-	-	33,650	-
	Bengston - Humpback Whales Sea-Ice Ecosystem Monitoring	-	-	-	-	-	-	51,555	51,555	-	-	-	51,555	-
	Carroll - Circumpolar Foraging Ecology Southern Right Whales	-	-	-	-	-	-	21,290	21,290	-	-	-	21,290	-
	Iniguez - Baleen & Toothed Whales in Scotia & Antarctic Peninsula	-	-	-	-	-	-	23,097	23,097	-	9,018	9,018	14,079	-
SSC Interseasonal Allocation	-	-	-	-	-	-	-	15,000	15,000	-	-	-	15,000	-
Unassigned	641,827	2,223	2,223	9	-	9	644,041	508,544	135,497	-	-	-	135,497	
<b>Total</b>	<b>705,632</b>	<b>2,223</b>	<b>2,223</b>	<b>9</b>	<b>42,243</b>	<b>42,252</b>	<b>665,603</b>	<b>-</b>	<b>665,603</b>	<b>825</b>	<b>27,103</b>	<b>27,928</b>	<b>502,179</b>	<b>135,497</b>